

# Curriculum Newsletter

Year 2 / Spring 1 2026



Dear Parents & Carers,

Welcome back to all of our year 2 pupils and their families! We hope that you had an enjoyable break and we look forward to working with you over the coming term.



*In Design and Technology last half term Year 2 have learnt about mechanisms and wheeled vehicles. They had an exciting visit from author David Litchfield and designed odd socks with their Year 5 buddies.*

## Home Learning

In Year 2 pupils are expected to read their school 'Book Bag Book' at least x4 times per week at home for 10 minutes. Please record and sign their reading diary for them so they can earn their **'Read for a Star'** awards.

The school has also subscribed to the online maths apps **Numbots** and **Times Tables Rock Stars**. These can be downloaded to any touch screen device at home. Your child's usernames and passwords for both of these apps can be found in the front of their diaries. Pupils are encouraged to complete x4 10 minute maths sessions at home per week. Please record this in their diaries for them so they can earn their **'Marvellous Maths'** awards.

QR codes for optional handwriting videos have been sent home and are linked at the end of this newsletter. If you would like more 'sponge cake' paper to practise on please speak to your child's class teacher.

## Key vocabulary

germination	When the conditions are right, the seed soaks up water and swells, and the tiny new plant bursts out of its shell.
seed dispersal	When the seeds move away from the parent plant.
nutrition	Food or nourishment. Plants make their own food in their leaves using sunlight.
aviator	The operator or pilot of an aircraft.
propeller	A mechanical device used to make a boat or aircraft move forward.

## Upcoming Dates

**Friday 23rd January** - Miss Hunter's (Mice) Class Assembly

**Friday 30th January** - Miss Wakeman's (Frogs) Class Assembly

**Thursday 5th February - 3pm** - Workshare

**Friday 6th February** - Safer Internet Day

**Friday 13th February** - Ms Killow's (Swallows) Class Assembly

## Topic: “History of Flight”

This curriculum newsletter provides an overview of your child’s learning in Year 2 for the Spring 1 half term. Our main topic is “The History of Flight”



### Art and Design Technology

#### As artists and designers we will:

- ★ Explore sculpture and architecture
- ★ Create our own 3D sculptures

### Computing

#### As computer scientists we will:

- ★ Learn about design in programming
- ★ Design algorithms
- ★ Test algorithms we have designed

### English

#### As writers we will:

- ★ Learn to write a letter
- ★ Develop our understanding of past tense
- ★ Use grammar features such as adverbs and extend sentences using subordinating conjunctions such as ‘if’, ‘when’, ‘that’ and ‘because’
- ★ Learn to develop our editing skills, focusing on improving vocabulary

#### As readers we will:

- ★ Continue learning our ‘special friends’ using the Read Write Inc phonics programme
- ★ Apply our knowledge of phonics to read fluently
- ★ Learn to use evidence to support our answers

### PE

#### As athletes we will work on static and dynamic balances by:

- ★ Walking on a line
- ★ Creating balance circuits
- ★ Developing stance combinations

### Science

#### As scientists we will:

- ★ Find out and describe what plants need to grow and stay healthy
- ★ Describe the life cycle of a plant
- ★ Explain how plants are suited to their habitats
- ★ Perform a simple experiment

### RE

#### As theologians we will:

- ★ Explore the question: How do Christians belong to their faith families?

### History and Geography

#### As Historians we will:

- ★ Explore the history of flight
- ★ Learn about Amy Johnson, why she was famous and what happened to her

### Maths

#### As mathematicians we will:

- ★ Learn to count and compare amounts of money
- ★ Learn to find change
- ★ Calculate with money
- ★ Recognise equal and unequal groups
- ★ Explore arrays and their link to multiplication
- ★ Learn to make equal groups using sharing and grouping
- ★ Learn to use the multiplication symbol

### Music

#### As musicians we will:

- ★ Explore how much can express our feelings and tell a story



























### RHE

#### To understand others we will:

- ★ Identify the ways in which people and families are unique.
- ★ Recognise different types of teasing and bullying and understand that these are wrong

## Optional Handwriting Video QR Codes

If you would like to practise handwriting at home these QR codes will take you to a 'sponge cake' video to practise each letter formation. Additional sponge cake paper is available in your child's class. These QR codes will work until **February 26th 2026**.

						
a	d	g	o	c	q	u
						
y	b	p	h	n	m	r
						
e	s	f	i	l	t	k
						
j	v	w	x		z	