







EYFS Home Learning Project: Reception	
Week 5 (18.05.20)	Theme/book: Arabella Miller's Tiny Caterpillar
Literacy Activities	Maths Activities
<p><b>Watch and join in with a daily phonics activity on Tapestry.</b></p> <p><b>Monday:</b> Can you learn the song of Arabella Miller and perform it to your family? <a href="#">Little Arabella Miller: Storytime Song with Puppet</a></p>  <p><b>Tuesday:</b> Arabella Miller gave her caterpillar some crisp and crunchy lettuce, can you think of words to describe something that both start with the same letter like crisp and crunchy?</p> <p><b>Wednesday:</b> Miller and Caterpillar rhyme, are there any words that rhyme with your name? Maybe you'll need to use nonsense words. <b>Challenge:</b> Can you write a rhyming sentence?</p> <p><b>Thursday:</b> Do you have a pet? Can you write instructions on how to look after it? If you don't you could write about a pet that you'd like to have.</p> <p><b>Friday:</b> Design a home for the caterpillar, what does he need to help him stay safe and healthy? <b>Challenge:</b> Label it with words or sentences.</p> 	
<p>These activities can be carried out in any order on a day of your choice.</p>  <ol style="list-style-type: none"> <li>1. Time yourself completing daily tasks, e.g. getting dressed, eating breakfast. <b>Challenge:</b> Can you beat your time tomorrow?</li> <li>2. 10 Frame Tuesday: You'll need a 10 frame (make or draw one), a pack of playing cards and counters/objects. Lay out your ten frame so that it is full with 10 counters. Choose a playing card and take away that many counters from your 10 frame. How many do you have left? <b>Challenge:</b> Can you write a subtraction sentence? <math>10-3=7</math></li> <li>3. Minute madness - how many things can you do in 1 minute? Think star jumps, ball bounces... be creative!</li> <li>4. Did you notice lots of different plants and flowers in the Arabella Miller's Tiny Caterpillar story? Explore wildflowers on your walk or in your garden and see how you could sort them. You could count the leaves, petals, colours etc. You could write numbers, do a tally or draw them to show what you find.</li> <li>5. Create fingerprint caterpillars. You could see how long your caterpillar could be! <b>Challenge:</b> Can you use more than 1 colour to create a repeating pattern?</li> </ol> 	



## Physical development- keeping fit and strong

1. Can you have a game of balloon tennis? You can make rackets from paper plates and sticks and play this indoors or outdoors.
2. Can you make a stretchy long caterpillar with thin strips of paper? Start with your strips of paper in an 'L' shape and fold in each strip one at a time. See Mrs Spicker's video to help you.



Learning Project - to be done throughout the week

(Areas of learning to be covered UW, EAD, PD, PSED)

1. Can you make the caterpillar life cycle using junk modelling or playdough? Maybe you'd like to create a different animal's life cycle too.
2. Arabella Miller has the caterpillar as her pet. Do people in different countries have the same pets? Can you find out what other animals people keep as pets in different places around the world?
3. Can you make a toilet roll butterfly to match your class name butterfly? i.e. red, blue or green. See how here:  
<https://www.youtube.com/watch?v=N4P8705QLw8>



Additional learning resources parents may wish to engage with

- Select the 'My Class Login' tab on the Oxford Owl website using the log in QHLPV and password 2020 to access lots of ebooks.
- Order and sequence numbers in [this caterpillar game](#).
- [Different timers can be found here](#).
- Explore augmented reality with 'My Very Hungry Caterpillar AR' app.
- You can find out information about some of the butterflies you might spot on your daily walks at the Woodland Trust Website here:  
<https://www.woodlandtrust.org.uk/blog/2019/07/butterfly-identification/>



#TheLearningProjects