

Week 1 (20.4.2020)

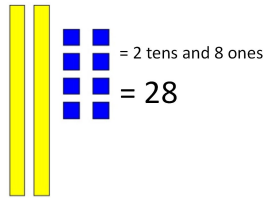
My Home

Weekly Maths Tasks (Aim to do 1 per day)

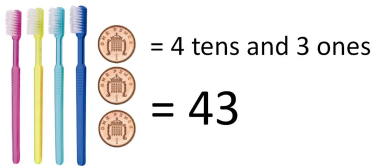
Weekly Reading Tasks (Aim to do 1 per day)

Place Value and Addition

In maths, we sometimes use shapes to represent numbers. One long rectangle represents 10. One square represents 1.

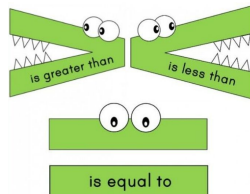


Using your knowledge of tens and ones, complete an [Easter themed worksheet](#).




Create numbers using different objects around the house to represent tens and ones. Remember to take a picture!

2 Player game: take in turns to roll a dice twice to make a two-digit number ([dice roller app](#)). E.g. rolling a 5 then a 2 makes the number 52. Write the two numbers down next to each other. Use the greater than, less than and equal to symbols to show who has the biggest number E.g. $52 > 13$. You earn a point if your number is higher. The first player to earn 5 points wins.




Practice your number bonds to 20 by playing [Funk Mummy](#) online. Use a 0-20 number line to help you count.



Draw a flower with 5 petals. What numbers can you put in each petal so they all add up to 50?

Read a variety of books at home, including information books. You can read by yourself, or read with an adult.



Listen to the story '[Home](#)'. This book will be linking to this week's writing tasks. Write a list of all the different homes mentioned in the story.

Feeling peckish? Choose a [snack recipe](#) to read then follow!



Choose an [Easter themed text](#) and answer the questions on the sheet.

Watch one of the storytime videos below. Afterwards, write down your favourite part of the story and one question you'd like to ask the author.

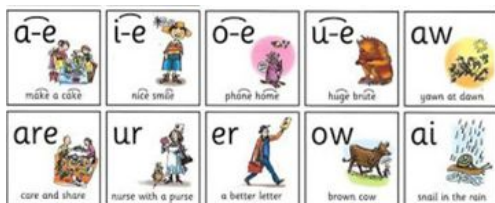
- [Planting a Rainbow](#)
- [Sunflower House](#)

Weekly Phonics/Spelling Tasks (Aim to do 1 per day)

Everyday: Join in with a [Set 2 or 3 phonics lesson](#) (10 minutes).

Choose a game to play on [Phonics Play](#).

Username: march20 Password: home




Go outside and find some objects such as sticks and stones and spell the day of the week! What day will it be tomorrow?



Ask your grown up to test you on 5 of the [common exception words](#). Can you spell them correctly?

Play the [spelling game](#).

Create a wordsearch with common exception words in for someone to complete.

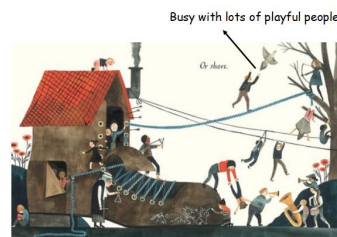


Weekly Writing Tasks (Aim to do 1 per day)

Before completing these tasks, make sure you have listened to the story '[Home](#)' by Carson Ellis.

The [Post Office](#) receives thousands of letters per day! Each letter has an address on the front which tells them who the letter is for and which home it needs to be delivered to. Do you know your address? Ask your adult if they can show you a letter or envelope with your address on it. Copy your address onto a piece of paper or an envelope. Be careful with capital letters!

This is a house from the book 'Home'. Can you write some adjectives to describe this home?



Now draw a picture of your home. Write some sentences to compare it to the house in the picture above. Can you use comparative language such as shorter, taller?

Using [a template](#), create a fact file about who lives in your home. What are their names? What do they look like? What are their hobbies?

How do you grow a plant? [Order the steps](#) first then write a set of instructions. Remember to include an equipment list.

Design your dream home and label your picture. Explain why you have chosen particular features, e.g. I would like a cinema room so I can watch my favourite films.

Learning Project - to be done throughout the week

My Home

Go outside and find a flower. Look carefully at the detail and try to sketch it on paper. Remember to draw what you can see!

Can you find your home on [google maps](#)? Starting from your home, move the map and see if you can make your way to sainsburys. What streets did you have to 'travel' along to get to the shops?

Easter is a really important time for Christians. Using books or safely researching on the internet. Find out three facts about Easter. Create a poster about Easter using the facts you've found out.

Create a [viewfinder](#) and hold it up in your garden, draw what you can see through it. Can you create a collage?

Flags represent countries and have significance behind them. Create a flag special to your home. What symbols would you include?



Create an [Easter Bunny Bookmark](#) using origami techniques! Make sure you follow the instructions carefully.

Additional learning resources parents may wish to engage with:

Twinkl resources <https://www.twinkl.com/sign-in>
 PE online with Joe Wicks <https://www.youtube.com/user/thebodycoach1/videos>
 Jump Start Jonny <https://www.youtube.com/channel/UC8PDFwCV0HHcl08-1SzdIBw>
 Ollie Tunmar Music Lessons <https://www.youtube.com/user/OllieTunmer>

