

Year 1 Home Learning Project

Week 1: 20th April 2020

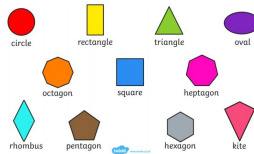
Theme: Where we live

Weekly Maths Tasks (Aim to do 1 per day)

Weekly Reading Tasks (Aim to do 1 per day)

This week we're looking at halving in maths

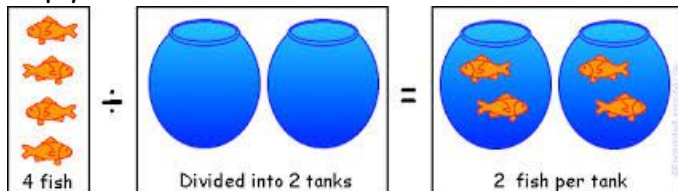
Cut out 2D shapes; a square, a rectangle and a circle on paper and fold in half and colour in half. Now see if you can half an oval and a pentagon?



Use household objects to share objects equally in half. You could use forks, coins, toys, books or even clothes! Watch this [useful video](#) to help you out. Now have a go at playing this [online game](#) to share the dog biscuits out!



Draw different arrays of pictures and circle a half. Challenge; can you share odd and even numbers into equal groups? Watch this [video](#) to help you.




Every week, we also do short daily number lessons. See if you can try some of these games at home!

Using a [100 number grid](#) or a [splat square](#) pick a number and see if you can say one more and one less than that number in your head.

Write down some numbers (eg. 5, 15, 16, 28, 72, 6). Can you work out which is the biggest and which is the smallest number? See if you can put the rest of the numbers in order. Can you then work out how many tens and ones are in each number?

Everyday: Join in with a [Set 2 or 3 phonics lesson](#) and see if you can recognise all of your letter sounds

Our story text for this week is Elmer. Listen to the story of [Elmer](#) being read.



Listen to the story for a second time and do a star jump when you hear a colour. Can you write all the different colours down when listening to the story again?

Feeling peckish? Choose a [snack recipe](#) to read then see if you can follow the instructions at home.



Listen to one of the staff at school read you a story on our [school's Youtube channel](#)

Read a [free e-book online](#) from the Book Trust.

[Watch](#) **A House is a House for Me**

How many animals can you remember? Can you draw them in their house?



Weekly Spelling Tasks (Aim to do 1 per day)

Have a go at spelling these words correctly.
Family, home, house, bedroom and family

Go outside and find some objects such as sticks, lego and stones and spell the spelling words above! Remember to take pictures.



You might also like to try learning to spell these words as a pyramid (see image)

h
ho
hom
home

Ask your grown up to test you on 5 of the [common exception words](#). Can you spell them correctly?

Choose a game to play on [Phonics Play](#).
You can use this free login
Username: march20 Password: home

Days of the week - learn to spell the days of the week. Can you write the date each day?




Weekly Writing Tasks (Aim to do 1 per day)

Task 1: Draw a picture of Elmer (or your pet) and write a 1 sentence to describe it. Use at least 2 adjectives (describing words!). Remember to add colour to your picture.



Task 2: Can you put the story into the correct sequence? [You might want to use these story pictures to help you.](#)

Task 3: Look at the story map for Elmer. Can you plan your own story? Choose a different animal. Retell it to your grown-up!



Task 4: Fact File! You work on a safari. Read the information, write 4 facts about elephants and draw a picture for your safari leaflet/poster. Read [Fact File 1](#) and [Fact File 2](#) for ideas.

<https://www.natgeokids.com/uk/discover/animals/general-animals/elephant-facts/>

Task 5: Elephants love to play in the mud and the water. What have you been playing at home? Draw and label your two favourite things you like to play indoors. Can you think of something new you would like to play?




Learning Project - to be done throughout the week

- 1) Have a go at drawing an elephant or Elmer. You can watch a [step by step video with Mr. Cross](#) or try [this video](#). See if you can use some scrap paper to collage the coloured squares on his body.
- 2) Have a go at designing a family shield. In each of the 4 boxes draw pictures of things your family are really good at. You could draw a picture of your family and/ or pets, your favourite foods and things that you enjoy doing together like swimming or cooking.



- 3) Have a go at creating a [family tree](#). This is a great way to find out about your family. Look at photographs of your family members and discuss where they would go on a family tree.
- 4) Design your [dream bedroom](#). Think about what colour your walls would be, what type of bed would you have? Would you have a slide and swing in it? Would it be a themed room around your favourite book or TV characters? This is a great way to use your imagination. [You could use this worksheet to help you.](#)
- 5) Create a [viewfinder](#) and hold it up in your garden or against your favourite thing or object in your house, draw what you can see through it. Try not pressing hard on the paper, sketching the lines and curves of the object onto the paper and then add colour. Can you create a collage?
- 6) Write an invitation to a family event. Ask your child to invite a family member to one of the following: - (*talent show, music show, magic tricks*). In their invitation ask them to think about the time, date and place. How will they design the invitation? Who will deliver it?
- 7) Share the [movement](#) and mindfulness video with their family. Who was the best? Which part did they enjoy?

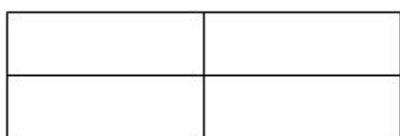
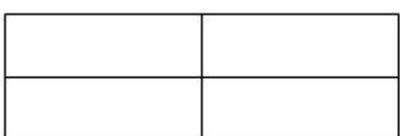

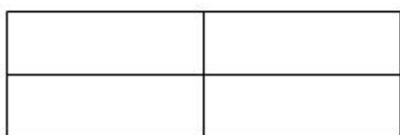



Additional learning resources parents may wish to engage with

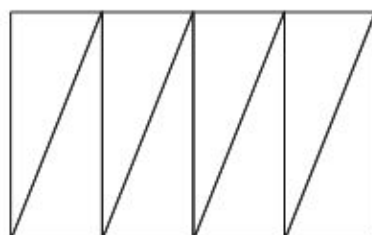
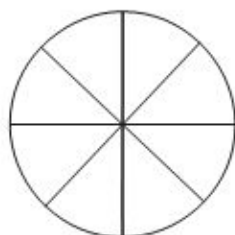

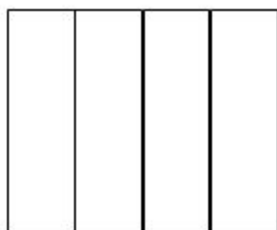
Activity ideas <https://www.mykidstime.com/things-to-do/50-fun-rainy-day-activities-for-kids/>
 Queen's Hill Primary School Home Learning Year 1
<https://www.queenshill.norfolk.sch.uk/year-1-home-learning/>
 Twinkl resources <https://www.twinkl.com/sign-in>
 PE online with Joe Wicks <https://www.youtube.com/user/thebodycoach1/videos>
 Andy's Wild Workouts <https://www.bbc.co.uk/programmes/p06tmmvz>
 Jump Start Jonny <https://www.youtube.com/channel/UC8PDFwCVOHHcl08-1SzdiBw>
 Ollie Tunmar Music Lessons <https://www.youtube.com/user/OllieTunmer>
 Top Marks online Maths games <https://www.topmarks.co.uk/>
 Hit the Button online Maths games <https://www.topmarks.co.uk/maths-games/hit-the-button>

#TheLearningProjects

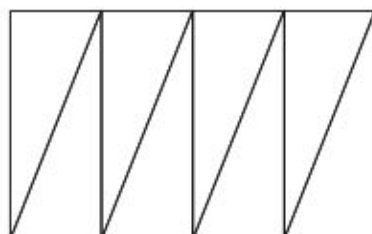
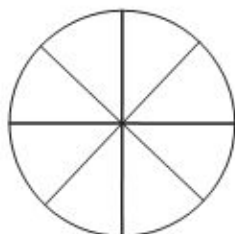


1. Can you find 6 different ways to shade $\frac{1}{2}$ of these

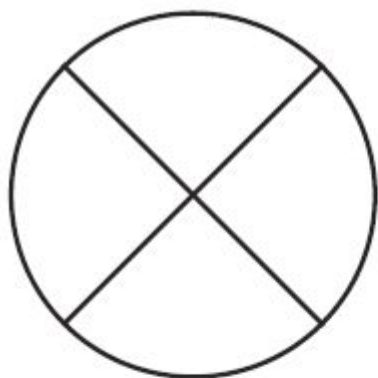


2. Shade $\frac{1}{4}$ of these

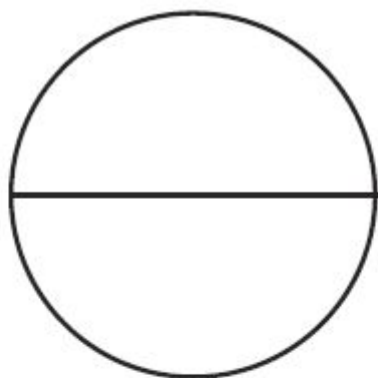


3. Now shade $\frac{1}{4}$ in a different way.

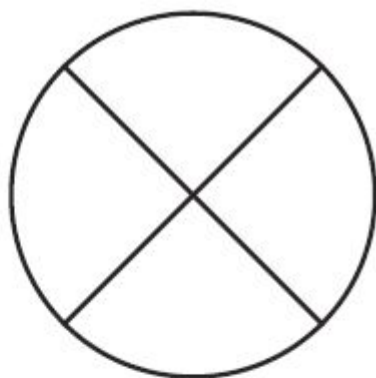




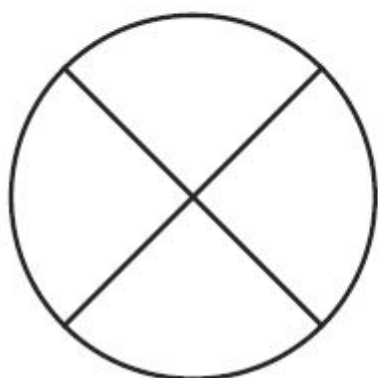
one quarter



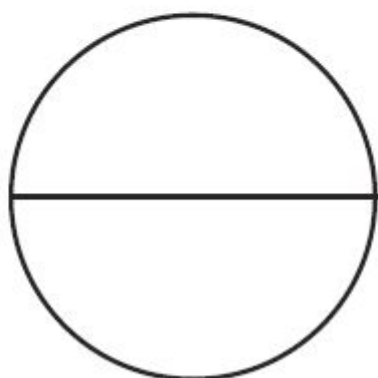
one half



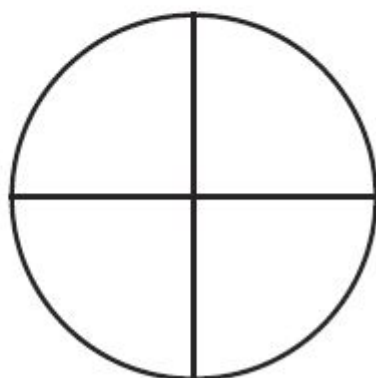
three quarters




whole




one half



one quarter




Circle $\frac{1}{4}$ of the cats




Circle $\frac{1}{4}$ of the cars



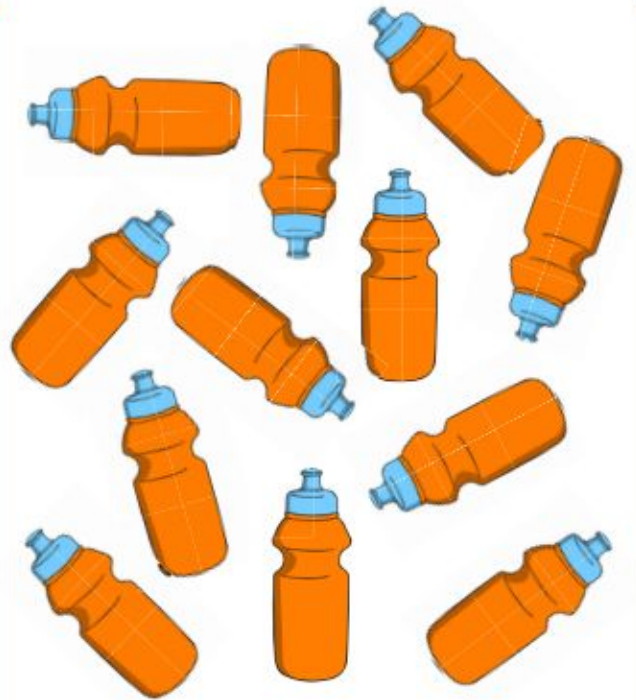
Circle $\frac{1}{4}$ of the pencils




Circle $\frac{1}{2}$ of the tennis balls



Circle $\frac{1}{4}$ of the caps



Circle $\frac{1}{2}$ of the bottles



Circle $\frac{1}{2}$ of the beetles

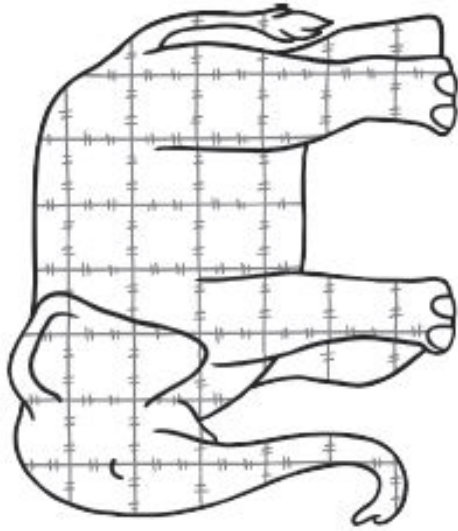


Circle $\frac{1}{2}$ of the shoes

Number Grid

1	2	3	4	5	6	7	8	9	10
11	12	13	14	15	16	17	18	19	20
21	22	23	24	25	26	27	28	29	30
31	32	33	34	35	36	37	38	39	40
41	42	43	44	45	46	47	48	49	50
51	52	53	54	55	56	57	58	59	60
61	62	63	64	65	66	67	68	69	70
71	72	73	74	75	76	77	78	79	80
81	82	83	84	85	86	87	88	89	90
91	92	93	94	95	96	97	98	99	100

I am unique because...



ELEPHANT

Did you know?

Pregnant elephants give birth to one calf which stays with the mother for many years.




There are two species of elephant: the African elephant and the Asian elephant.

The African elephant is the largest living land mammal.

Elephants have high levels of intelligence and are very sociable.

Elephants use their long trunks to smell, dig, dust themselves and to collect water and food such as berries and the leaves from the tops of trees.



This image shows a single sheet of white paper with rounded corners. It features ten horizontal blue lines spaced evenly apart, providing a guide for writing. The paper is otherwise blank, with no text or other markings.

This image shows a single sheet of white paper with rounded corners. It features ten horizontal black lines spaced evenly apart, providing a template for writing or drawing. The paper is oriented vertically and has no other markings or text.

Common Exception Words

b y c d w f g h i j k s
 m y o p h r s t u v f o
 y z a b e d e f g h r m
 k l m n r p a s k t i e
 h x y z e b c d e f e h
 e j k l m n o p q r n o
 r v w x j z c b c d d n
 e h i j k l o v e p q c
 s t h e r e m z a b c e
 e f g h i j e l m n o p
 q r s t u v w x y z a b
 c d e f g h i o n e m n



by
 my
 here
 there

where
 love
 come
 some

one
 once
 ask
 friend




Create your own family tree



My bedroom by _____

Draw the things that you will find in your bedroom.



bed



lamp



slippers



teddy bear



toy box



wardrobe



door



window

Art viewfinder activity



What you need

- A simple view finder. You can easily make this by cutting a square (5cm x 5cm) out of a piece of sturdy card like a cereal box.
- A pencil and a sheet of paper (A4 would be good).
- Scraps of gummed or coloured paper. You can also use torn pieces of paper from magazines, newspapers and wallpaper.
- A glue stick.

How to start

- Find somewhere, either indoors or outside, where you think you will find a view you want to turn into a collage.
- Use your viewfinder to look around you at different views and choose the one you want to work with.
- Make a light pencil sketch of your view but only use outlines, you don't need detail.
- Now add colour to your sketch by using the torn scraps of paper to build up the picture you want to create within your pencil lines.

