



Times Table Focus! Year 1/2

This half-term we will be developing children's number skills. Times Tables are so important in maths; if we can say our times tables then we can use them to help us solve problems! There are many ways that you can help your child with developing their times tables at home. We hope you have fun trying out some of these ideas!



Can you put your own toys at home into groups of 2s, 5s or 10s? How many are there altogether?


Look for times tables in the world around you. Take a photo and either print and attach it to this or email it to the school office!



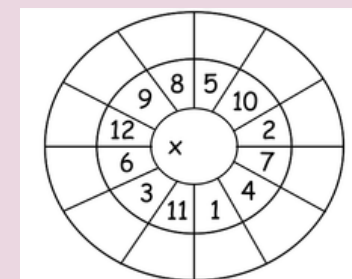
Practise your 10, 5 and 2 times tables on Hit the Button.



Make your own times table game and play it with a friend or sibling.



Download this free app to play times table games.




Complete this times table wheel. Why not start by putting 2 or 10 in the middle?

Times Tables



2

two



1	x	2	=	2
2	x	2	=	4
3	x	2	=	6
4	x	2	=	8
5	x	2	=	10
6	x	2	=	12
7	x	2	=	14
8	x	2	=	16
9	x	2	=	18
10	x	2	=	20
11	x	2	=	22
12	x	2	=	24

5

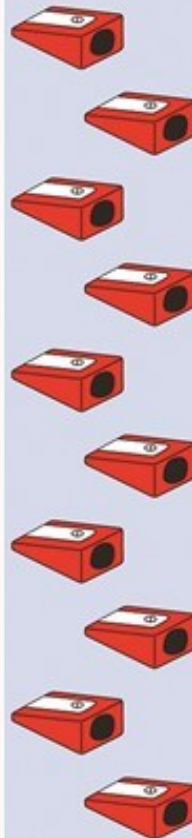
five



1	x	5	=	5
2	x	5	=	10
3	x	5	=	15
4	x	5	=	20
5	x	5	=	25
6	x	5	=	30
7	x	5	=	35
8	x	5	=	40
9	x	5	=	45
10	x	5	=	50
11	x	5	=	55
12	x	5	=	60

10

ten



1	x	10	=	10
2	x	10	=	20
3	x	10	=	30
4	x	10	=	40
5	x	10	=	50
6	x	10	=	60
7	x	10	=	70
8	x	10	=	80
9	x	10	=	90
10	x	10	=	100
11	x	10	=	110
12	x	10	=	120