













## Year 5 – Topic – Autumn Term 2016 'Turrets, Tiaras and Tournaments.'

### Ideas for supporting your children's learning



Subject	Theme(s)	How to help																												
<b>English</b> 	Short stories – Saul Penfold Note taking Traditional Tales and Legends – Stone Age to Iron Age Narrative – Viking Invaders Recount - Viking Invaders Vocabulary Building (Poetry)/Stone Age to Iron Age	<ul style="list-style-type: none"> <li>➤ Take part in our 'Read for a Star'. Reading includes a variety of texts and it does not have to be their regular reading book. Try reading comics, magazines, instructions, newspapers, signs etc. Please take the time to discuss reading materials with your child and why not pop along to one of our reading cafes?</li> <li>➤ Read 'The Boy with the bronze axe' by Kathleen Fidler</li> <li>➤ Come along and join in with our <b>Viking Café on Thursday 10<sup>th</sup> November 15:00-16:00</b></li> </ul>																												
<b>Maths</b> 	<table border="0" style="width: 100%;"> <tr> <td style="width: 15%;">Wk 1:</td> <td>+ Calculations</td> </tr> <tr> <td>Wk 2:</td> <td>- Calculations</td> </tr> <tr> <td>Wk 3:</td> <td>Grid method – Calculation</td> </tr> <tr> <td>Wk 4:</td> <td>Calculation – Long Multiplication</td> </tr> <tr> <td>Wk 5:</td> <td>Short division</td> </tr> <tr> <td>Wk 6:</td> <td>Using and applying – and +</td> </tr> <tr> <td>Wk 7:</td> <td>Using and applying Column Method +/-, Short Division and Long Multiplication</td> </tr> <tr> <td colspan="2" style="text-align: center;"><b>Half-term</b></td> </tr> <tr> <td>Wk 8:</td> <td>Place value and fractions</td> </tr> <tr> <td>Wk 9:</td> <td>Fractions</td> </tr> <tr> <td>Wk 10:</td> <td>Decimals and rounding</td> </tr> <tr> <td>Wk 11:</td> <td>+/- and x/÷ of decimals</td> </tr> <tr> <td>Wk 12:</td> <td>Percentages</td> </tr> <tr> <td>Wk 13:</td> <td>Perimeter and area</td> </tr> </table>	Wk 1:	+ Calculations	Wk 2:	- Calculations	Wk 3:	Grid method – Calculation	Wk 4:	Calculation – Long Multiplication	Wk 5:	Short division	Wk 6:	Using and applying – and +	Wk 7:	Using and applying Column Method +/-, Short Division and Long Multiplication	<b>Half-term</b>		Wk 8:	Place value and fractions	Wk 9:	Fractions	Wk 10:	Decimals and rounding	Wk 11:	+/- and x/÷ of decimals	Wk 12:	Percentages	Wk 13:	Perimeter and area	<ul style="list-style-type: none"> <li>➤ Practise times tables to 12</li> <li>➤ Log-in to their Manga High account at:  <a href="https://www.mangahigh.com/en-gb/">https://www.mangahigh.com/en-gb/</a></li> <li>➤ Useful websites: Hit the Button, Topmarks, Counton.org, Primarygames.com, ICTgames.com, Woodlands Junior Maths website, Coxhoe Primary Website</li> <li>➤ Come along and join in with our <b>Creative Castle Café on Thursday 22<sup>nd</sup> September from 14:00-15:00</b></li> <li>➤ Marvellous Maths – please access 4 maths activities a week. This can be counting in the car or at home, playing cards, borrowing a maths game/ resources from the library, completing a task on Manga High, times tables practise.</li> </ul>
Wk 1:	+ Calculations																													
Wk 2:	- Calculations																													
Wk 3:	Grid method – Calculation																													
Wk 4:	Calculation – Long Multiplication																													
Wk 5:	Short division																													
Wk 6:	Using and applying – and +																													
Wk 7:	Using and applying Column Method +/-, Short Division and Long Multiplication																													
<b>Half-term</b>																														
Wk 8:	Place value and fractions																													
Wk 9:	Fractions																													
Wk 10:	Decimals and rounding																													
Wk 11:	+/- and x/÷ of decimals																													
Wk 12:	Percentages																													
Wk 13:	Perimeter and area																													
<b>Computing</b> 	E-safety; <ul style="list-style-type: none"> <li>➤ Personal information</li> <li>➤ Security</li> <li>➤ Social networking</li> </ul> Using technology Using the internet Communicating and collaborating	<ul style="list-style-type: none"> <li>➤ Your child will be provided with a monitored school email address to use during the first half of the summer term.</li> <li>➤ Children can work on any "Purple Mash" pieces of software from home and save the work in their "My Work" folder to work in in school.</li> </ul>																												
<b>Art / D&amp;T</b> 	Developing different art skills (drawing, painting, shading, etc) using different mediums (pencils, water colours, paint, chalk, charcoals etc).	<ul style="list-style-type: none"> <li>➤ Please talk to your child about their learning.</li> </ul>																												
<b>Music</b> 	Violin lessons on a Monday afternoon. Regular singing sessions.	<ul style="list-style-type: none"> <li>➤ Listen and any discuss music and songs</li> <li>➤ Research Composer of the Month</li> </ul>																												
<b>PE</b>	Invasion games, dance, "Real PE."	<ul style="list-style-type: none"> <li>➤ PE sessions are <b>Tuesdays</b> and <b>Thursdays</b>.</li> <li>➤ Please ensure your child has their full PE kit in school <b>EVERY DAY</b> and that it is <b>NAMED</b>.</li> </ul>																												

 <b>Languages</b> 	<p>French – Learning about French culture, singing songs and learning useful French phrases.</p>	<ul style="list-style-type: none"> <li>➤ Practise their vocabulary at home.</li> <li>➤ Research colours, numbers 1-20 and basic greetings.</li> <li>➤ This BBC website is very useful;  <a href="http://www.bbc.co.uk/schools/primarylanguages/french/">http://www.bbc.co.uk/schools/primarylanguages/french/</a></li> </ul>
<b>RE</b> 	<p>Hinduism and Christianity – Enquiry questions: ‘What is the best way for a Hindu to show commitment to God?’ and ‘Is the Christmas story true?’</p>	<ul style="list-style-type: none"> <li>➤ Talk to your child about their learning.</li> <li>➤ Research online or visit the local library to deepen their understanding.</li> </ul>
<b>PSHE</b> 	<p>All children will continue with our PATHS programme developing personal and social life skills. Sex and relationships education will take place in all year groups during the second half of the summer term. A letter will be sent out prior to this inviting parents to attend an after school session where you are able to look through the teaching materials and watch the videos that we show the children.</p>	<ul style="list-style-type: none"> <li>➤ Please talk to your child about their learning.</li> <li>➤ Please also talk to your child about ‘Pupil of the day’.</li> </ul>
<b>Humanities</b> 	<p>History - Stone Age to Iron Age (first half term) and Viking Invaders (second half term).</p>	<ul style="list-style-type: none"> <li>➤ Research Stone Age to Iron Age history through books, websites etc.</li> <li>➤ Viking Invaders -  <a href="http://www.bbc.co.uk/schools/primaryhistory/vikings/who_were_the_vikings/">http://www.bbc.co.uk/schools/primaryhistory/vikings/who_were_the_vikings/</a></li> </ul>

**Do you have a talent relevant to our topic?**

If you would be willing to share with our children, please let us know.